



# Practice Test for Respondus LockDown Browser

## What is the Respondus LockDown Browser?

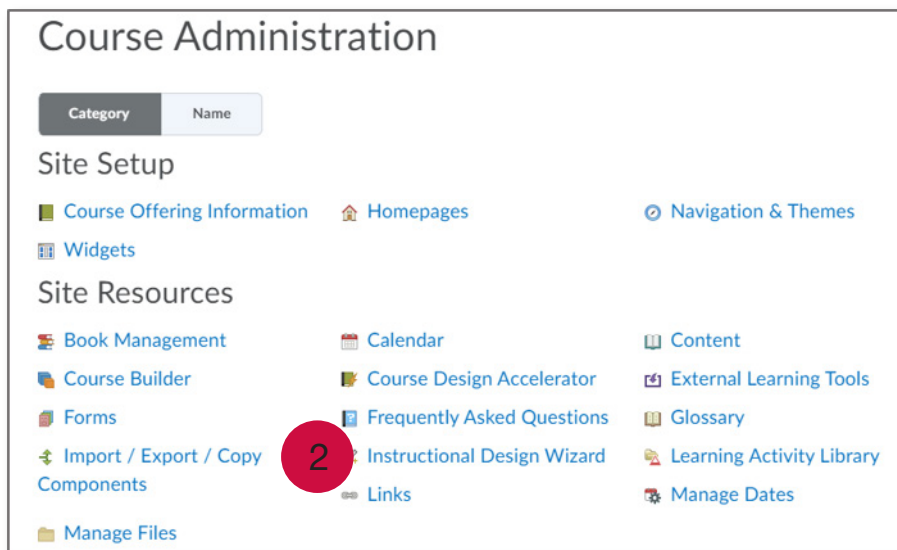
LockDown Browser is a custom browser that locks down the testing environment in the learning management system (CourseLink). When a CourseLink Quiz is set up to use the LockDown Browser and Monitor, a student is prevented from performing any other action on their computer while they complete their exam.

## Run a Practice Test

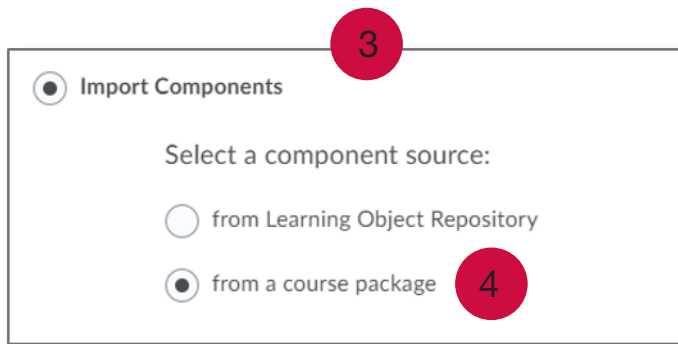
We strongly suggest adding a sample Respondus LockDown Browser quiz to your CourseLink course if you are using the LockDown Browser or Monitor. Having a sample test lets your students attempt a quiz using the LockDown Browser to see how the browser runs, what equipment they need, the steps they need to take a LockDown Browser quiz, and troubleshoot any technical issues they might encounter.

## Add a Sample Test

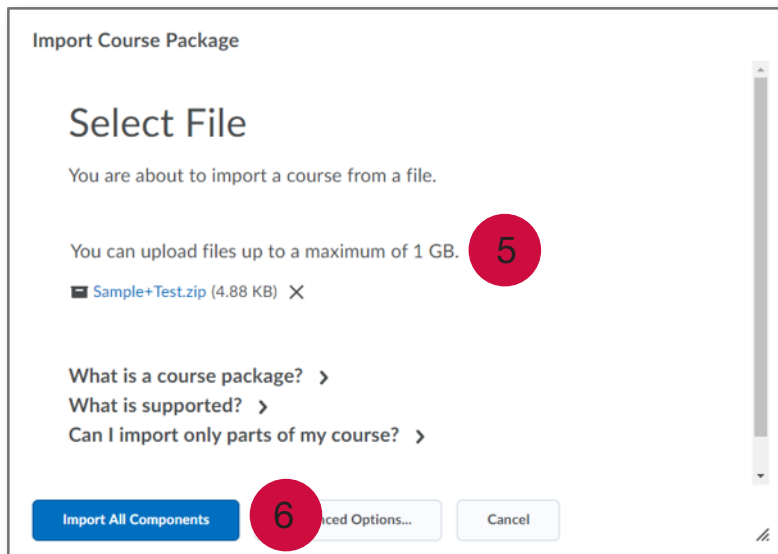
1. Download the [course package for sample test](#).
2. To upload the course package (ZIP file), select the Import/Export/Copy Component tool from the Course Administration area.



3. From the list, select **Import Components**.
4. From the sub-list, select **from a course package**. Click **Start**.



5. Select the file by clicking the **Upload** button to browse for the file.
6. Click **Import All Components** to initiate the upload of the file. Exit Import/Export/Copy Component by selecting **View Content**. The quiz can now be found within the Quizzes tool.



## CourseLink Technical Support

If you have any questions or would like more information about remote delivery, please contact CourseLink Support. We are here to help you.

Phone: 519-824-4120 ext. 56939  
Toll Free: 1-866-275-1478 (Canada and USA)  
Email: [courselink@uoguelph.ca](mailto:courselink@uoguelph.ca)

### Hours of Operation

Monday - Friday: 8:30 a.m. - 8:30 p.m.  
Saturday: 10 a.m. - 4 p.m.  
Sunday: noon - 6 p.m.  
Holidays: 10 a.m. - 4 p.m.

All times listed above are Eastern Time.